


Installation

- ⇒ **Mini and MICRO WHIZ** are ideal for DIY
- ⇒ Fans must be installed facing (roughly) north; or alternatively - If your wall or roof doesn't face north, the Mini Whiz may be ordered with a separate PV panel placed facing north.
- ⇒ **MICRO WHIZ** can be installed onto **glass surfaces** : all you need is a glass-cutter and silicone!
- ⇒ Micro Whiz can also be installed on the roof of caravans, cars, trailers etc.—and is **ideal for boats** due to its splash proof design.

Mini Whiz & Micro Whiz applications

- | | |
|----------------|--------------------------------|
| ⇒ Cabins | ⇒ Stables |
| ⇒ Granny flats | ⇒ Public toilets |
| ⇒ Shacks | ⇒ Portable toilets |
| ⇒ Sheds | ⇒ Temporary Site Accommodation |
| ⇒ Boats | ⇒ Containers |
| ⇒ Kitchens | ⇒ Storage pods |
| ⇒ Bathrooms | ⇒ Basements |
| ⇒ Toilets | ⇒ Offices |
| ⇒ Roof spaces | ⇒ Many others |
| ⇒ Trailers | |



Mini Whiz



Extension sleeve for Micro

←

→



Warranty

Mini & MICRO WHIZ are designed for durability and backed up by a **two year warranty**.

Inquiries & orders

Global Eco & Environmental Solutions

205 Elgar Rd, Surrey Hills, Vic 3127

Ph: 1300 655 118

Email: ges@ges.com.au

Website: www.ges.com.au

Or your local dealer:

Disclaimer: Global Eco & Environmental Solutions does not accept any responsibility for events that result from the use of this product or the information provided in this brochure.



Condensation, mould, mildew, musty smells or damp problems in small spaces?



These problems could be a thing of the past!

Mini Whiz is a simple and cost effective solution!




- ⇒ **Solar powered**
- ⇒ **No running cost**
- ⇒ **Simple installation**
- ⇒ **DIY—No electrician required!**
- ⇒ **Day & night operation with battery back up**
- ⇒ **Extraction or Fresh air**

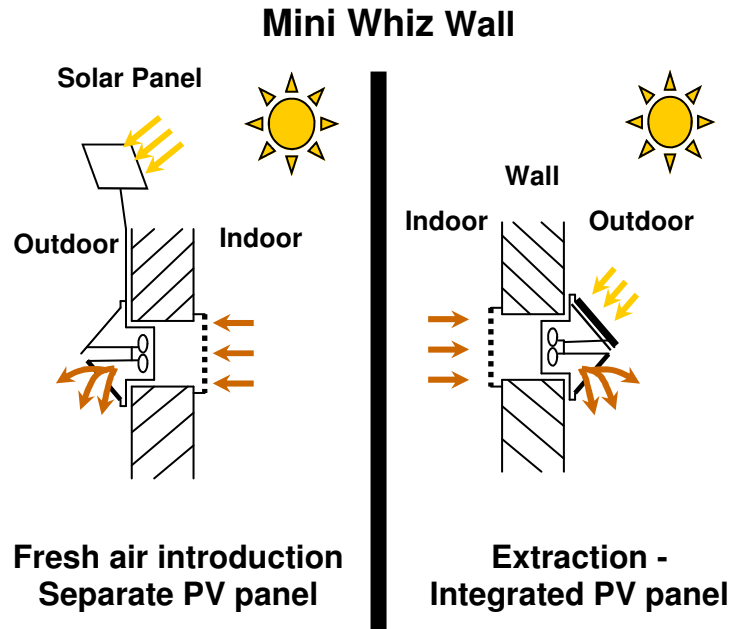
≡ The concept

- ⇒ **Mini WHIZ & Micro Whiz** ventilation fans are designed for preventing condensation, mould, mildew, musty smells, dampness etc. in smaller areas
- ⇒ The Whiz units can ventilate either through extraction or introduction of fresh air—or if multiple units are operated together—a combination of both to generate cross flow ventilation
- ⇒ The fans are **powered by the sun**, and operate without any cost
- ⇒ Supplied with high quality Ni-MH rechargeable battery for day/night operation
- ⇒ No wiring, no plugs, **no noise**, and once installed **no running cost** whatsoever
- ⇒ Safe and **pollution free**
- ⇒ Water resistant
- ⇒ Fully automatic
- ⇒ On/off switch

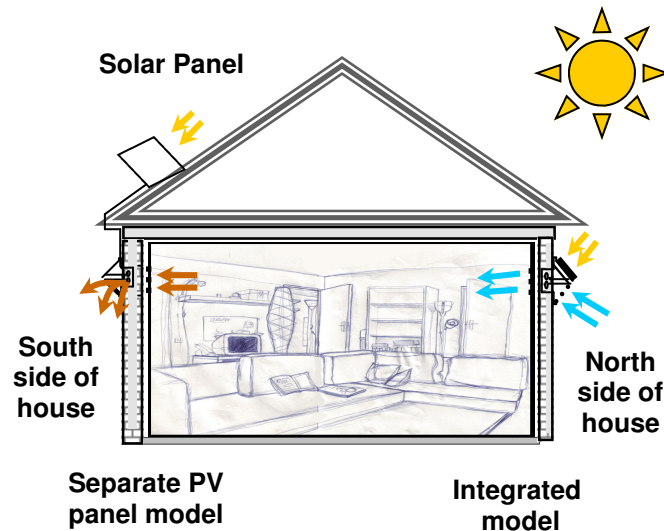
Micro Whiz is ideal for boats, campervans, caravans, cars and vans!



Micro Whiz & Mini Whiz



Cross flow Ventilation Schematic



Specifications

Model	Micro Whiz SW NM 19	Mini Whiz SW MW 60I	Mini Whiz SW MW 60EXT
Type	Multi function fan	Wall fan	Wall fan
Operation mode	Extraction or fresh air	Extraction or fresh air	Extraction or fresh air
Category	Integrated PV panel, Day & Night	Integrated PV panel, Day & Night	Separate PV panel, Day & Night
Fan capacity	19 cubic meter per hour under full sun	60 cubic meter per hour under full sun	60 cubic meter per hour under full sun
Solar Panel	2.0V, 500mA under full sun	3.6V, 500mA under full sun	3.6V, 500mA under full sun
Solar cells	Single Crystal Silicon	Single Crystal Silicon	Single Crystal Silicon
Motor	DC micro motor, 0.5 - 6.0V, 1,300 R.P.M.	DC micro motor, 0.5 - 6.0V, 1,300 R.P.M.	DC micro motor, 0.5 - 6.0V, 1,300 R.P.M.
Day/night operation	Yes	Yes	Yes
Battery	1.2V, NiMH rechargeable battery, 3000mAH.	1.2V, NiMH rechargeable battery, 3000mAH.	1.2V, NiMH rechargeable battery, 3000mAH.
Extra fan blade	One Intake Fan Blade enable it to be changed to become an Intake Fan	One Intake Fan Blade enable it to be changed to become an Intake Fan	One Intake Fan Blade enable it to be changed to become an Intake Fan
Colour	Stainless steel	White or Black	White or Black
Tube Diameter	116 mm	110 mm	110 mm
Material	Stainless steel	ABS Plastic	ABS Plastic
Dimensions	Diameter: 215 mm External height: 36 mm Internal dept: 40 mm	Frame: 210x240 mm Int. dept: 60 mm Tot. dept: 180 mm	Frame: 210x240 mm Int. dept: 60 mm Tot. dept: 180 mm
Weight	450 g	750 g	1000 g
Shipping dimensions	240x235x85mm 850g	240x220x260m m 1100g	240x220x260mm 1400g
Options	Extension sleeve		